

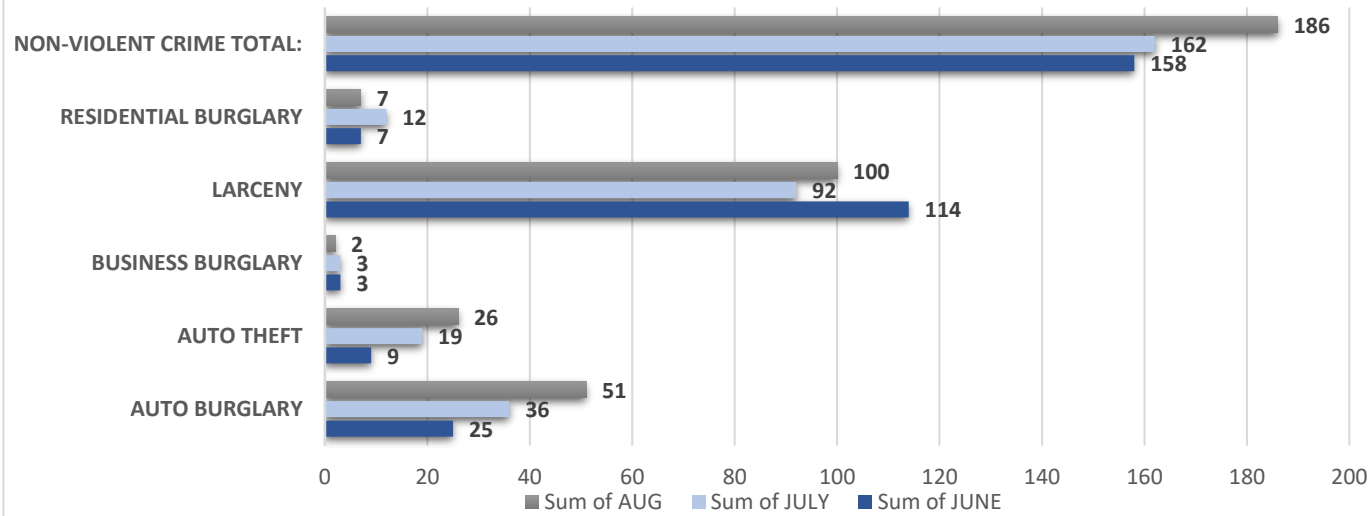
**BOYNTON BEACH POLICE DEPARTMENT**  
**MONTHLY CRIME REPORT - AUGUST 2022**



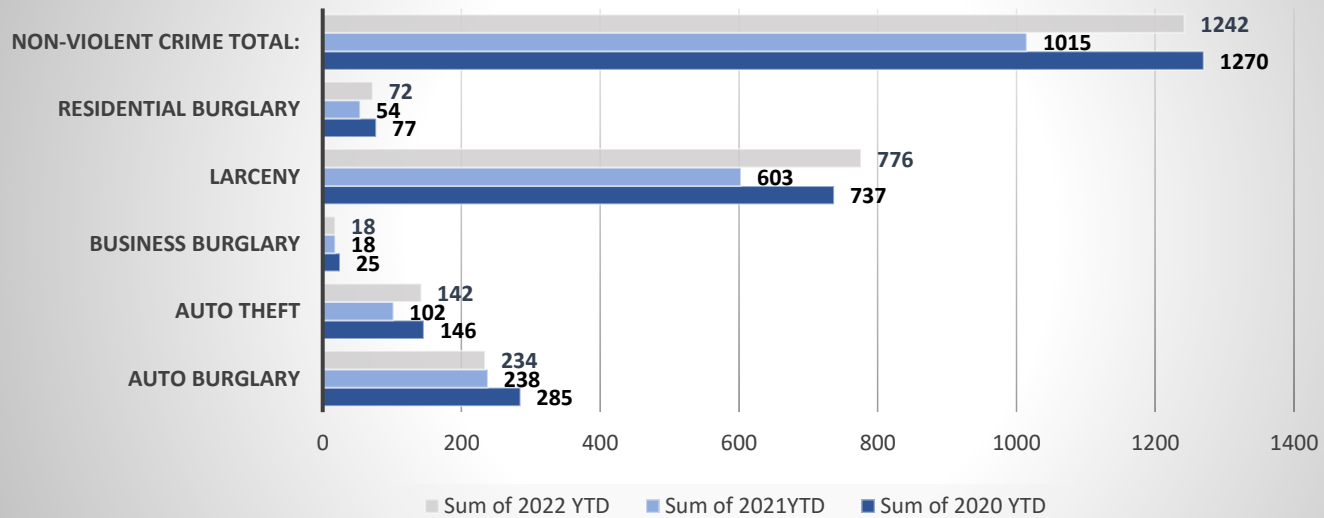
*\*Criminal Homicide does not include Vehicular Homicide as per NIBRS definition.*

OFFENSE	JUNE	JULY	AUG	% CHANGE / LAST MONTH	2020 YTD	2021YTD	2022 YTD	2021-2022% CHANGE
CRIMINAL HOMICIDE *	1	1	0	-100%	4	3	3	0%
SEXUAL BATTERY	1	2	5	150%	15	18	39	117%
ROBBERY	11	4	5	25%	65	42	56	33%
AGG ASSAULT/BATTERY	27	26	25	-4%	312	198	174	-12%
<b>VIOLENT CRIME TOTAL:</b>	<b>40</b>	<b>33</b>	<b>35</b>	<b>6%</b>	<b>396</b>	<b>261</b>	<b>272</b>	<b>4%</b>
OFFENSE	JUNE	JULY	AUG	% CHANGE / LAST MONTH	2020 YTD	2021YTD	2022 YTD	2021-2022% CHANGE
RESIDENTIAL BURGLARY	7	12	7	-42%	77	54	72	33%
BUSINESS BURGLARY	3	3	2	-33%	25	18	18	0%
AUTO BURGLARY	25	36	51	42%	285	238	234	-2%
AUTO THEFT	9	19	26	37%	146	102	142	39%
LARCENY	114	92	100	9%	737	603	776	29%
<b>NON-VIOLENT CRIME TOTAL:</b>	<b>158</b>	<b>162</b>	<b>186</b>	<b>15%</b>	<b>1270</b>	<b>1015</b>	<b>1242</b>	<b>22%</b>
<b>INDEX CRIME TOTAL</b>	<b>198</b>	<b>195</b>	<b>221</b>	<b>13%</b>	<b>1666</b>	<b>1276</b>	<b>1514</b>	<b>19%</b>
ARRESTS	JUNE	JULY	AUG	% CHANGE / LAST MONTH	2020 YTD	2021YTD	2022 YTD	2021-2022% CHANGE
DRUG OFFENSES	110	100	112	12%	1265	840	789	-6%
CITATIONS - MOVING	20	17	14	-18%	96	98	154	57%
CITATIONS - NON MOVING	399	311	365	17%	2161	2604	2865	10%
TRAFFIC ACCIDENTS	247	255	307	20%	1254	1820	2024	11%
	285	204	247	21%	1700	1825	2130	17%
<b>CALLS FOR SERVICE</b>	<b>6521</b>	<b>6791</b>	<b>6987</b>	<b>3%</b>	<b>43332</b>	<b>44107</b>	<b>54034</b>	<b>23%</b>

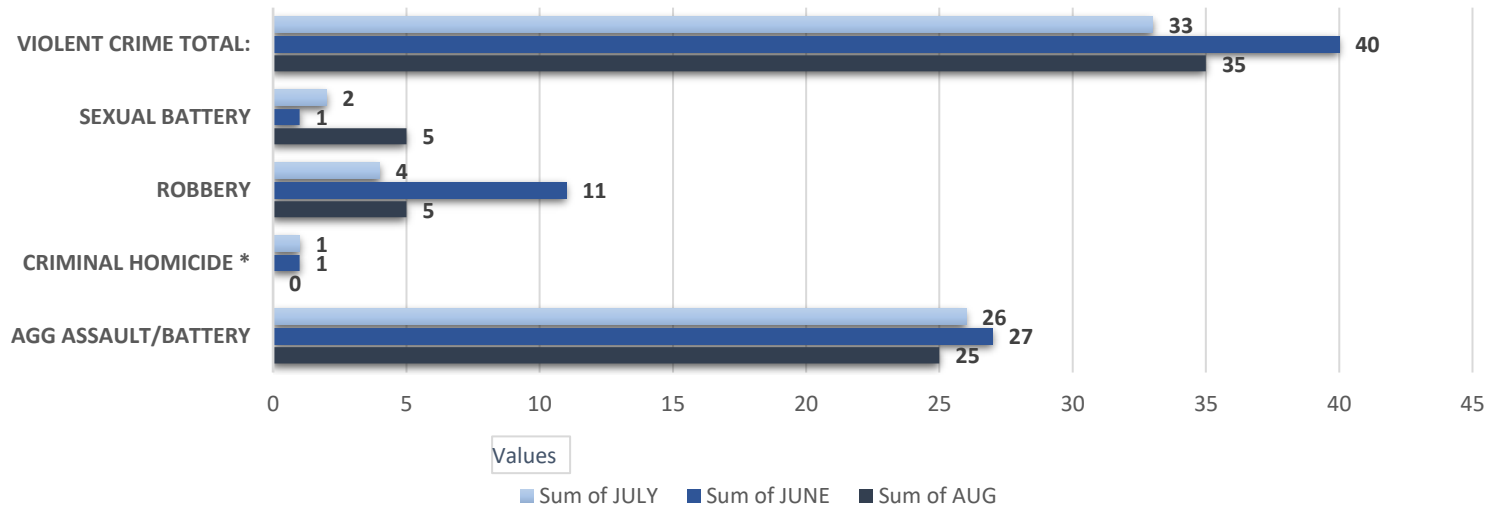
### THREE MONTH PART 1 CRIME COMPARISON



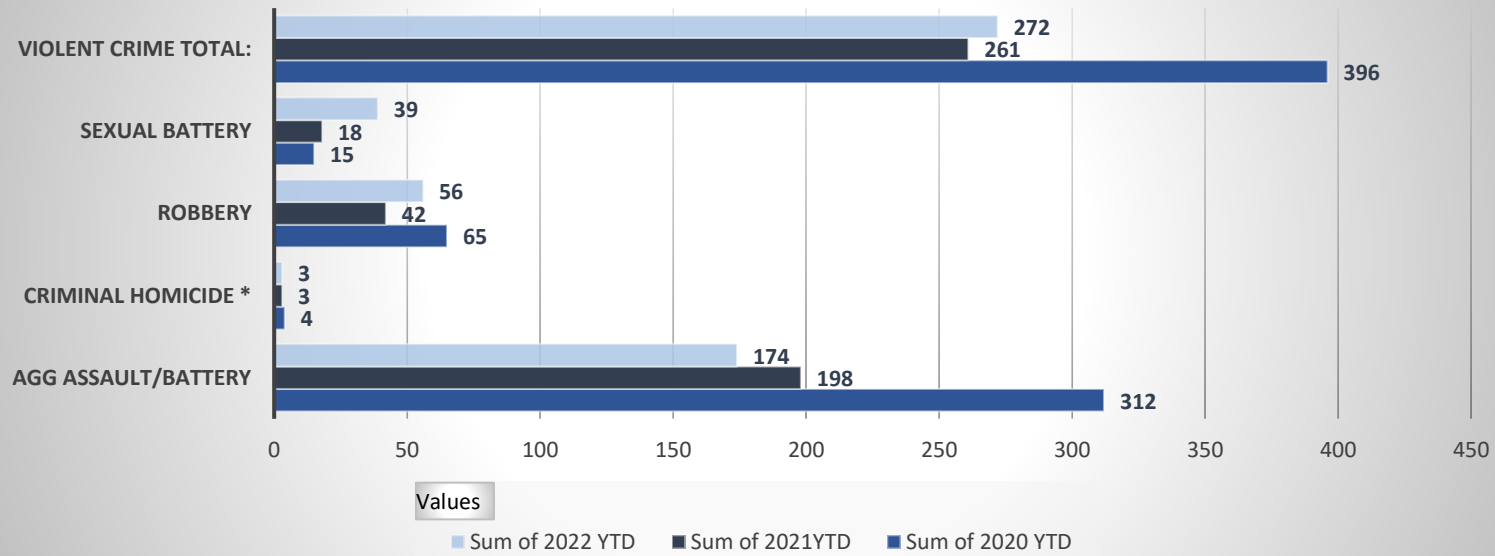
### THREE YEAR PART 1 CRIME COMPARISON



### THREE MONTH VIOLENT CRIME COMPARISON



### THREE YEAR VIOLENT CRIME COMPARISON



### CALLS FOR SERVICE 3 YEAR COMPARISON

