


BOYNTON BEACH POLICE DEPARTMENT
MONTHLY CRIME REPORT - OCTOBER 2022



OFFENSE	AUG	SEPT	OCT	% CHANGE / LAST MONTH	2021YTD	2022 YTD**
CRIMINAL HOMICIDE *	0	0		0%	4	3
SEXUAL BATTERY	5	1	4	300%	29	44
ROBBERY	5	2	6	200%	67	64
AGG ASSAULT/BATTERY	25	17	19	12%	249	210
VIOLENT CRIME TOTAL:	35	20	29	45%	349	321

OFFENSE	AUG	SEPT	OCT	% CHANGE / LAST MONTH	2021YTD	2022 YTD**
RESIDENTIAL BURGLARY	7	6	14	133%	73	92
BUSINESS BURGLARY	2	2	3	50%	36	23
AUTO BURGLARY	51	35	32	-9%	285	301
AUTO THEFT	26	26	21	-19%	144	189
LARCENY	100	129	103	-20%	775	1008
NON-VIOLENT CRIME TOTAL:	186	198	173	-13%	1313	1613

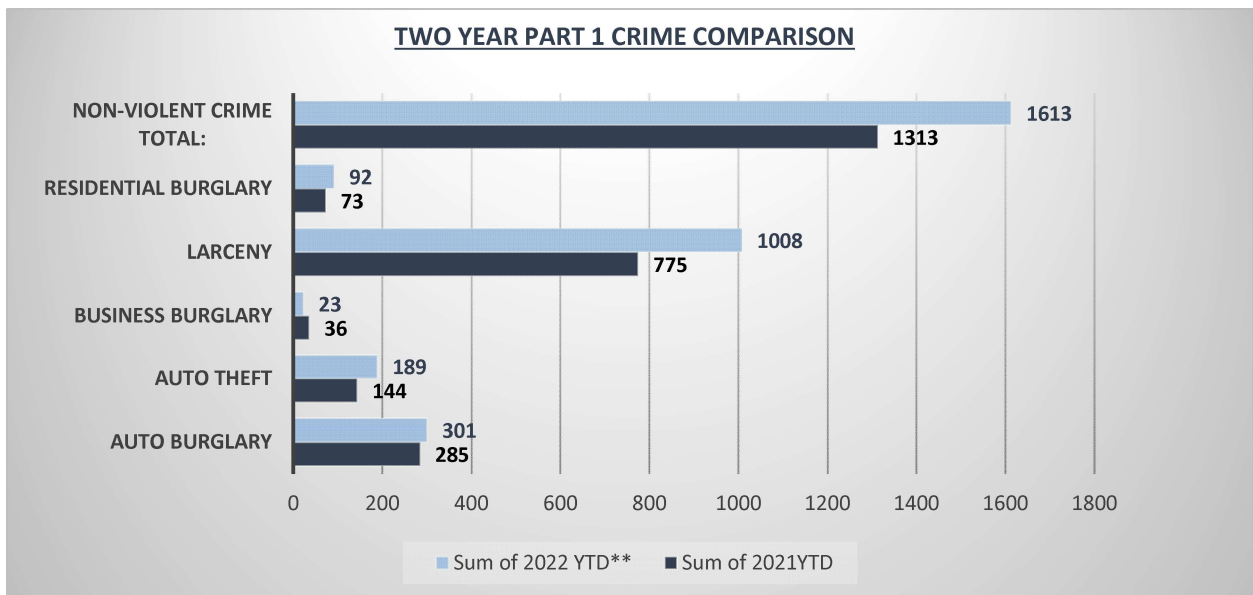
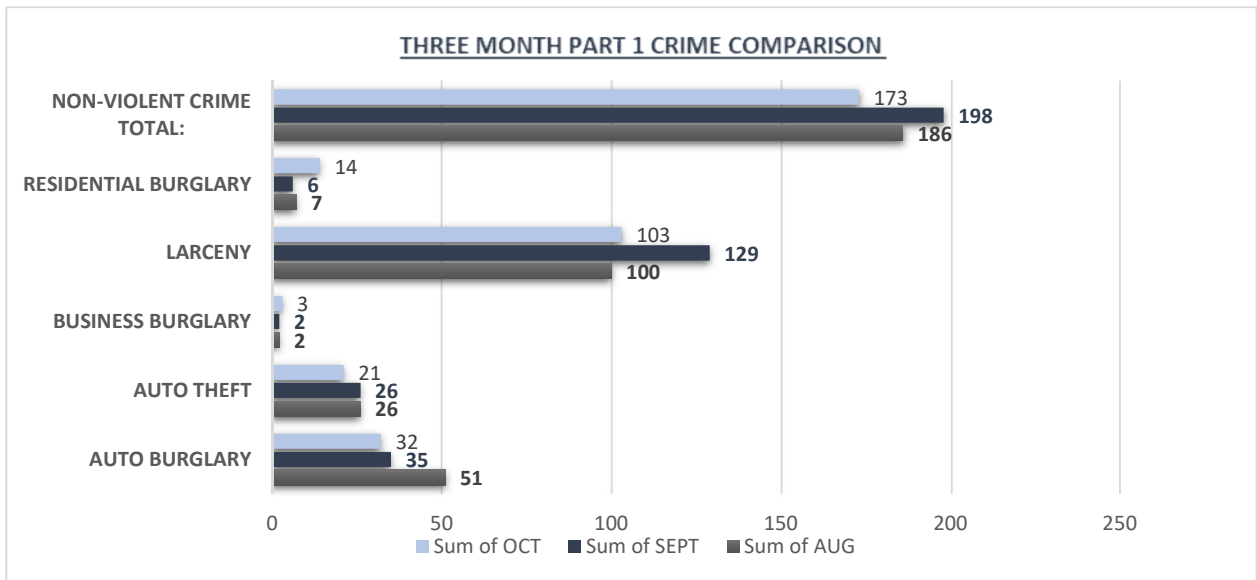
INDEX CRIME TOTAL	221	218	202	-7%	1662	1934
--------------------------	------------	------------	------------	------------	-------------	-------------

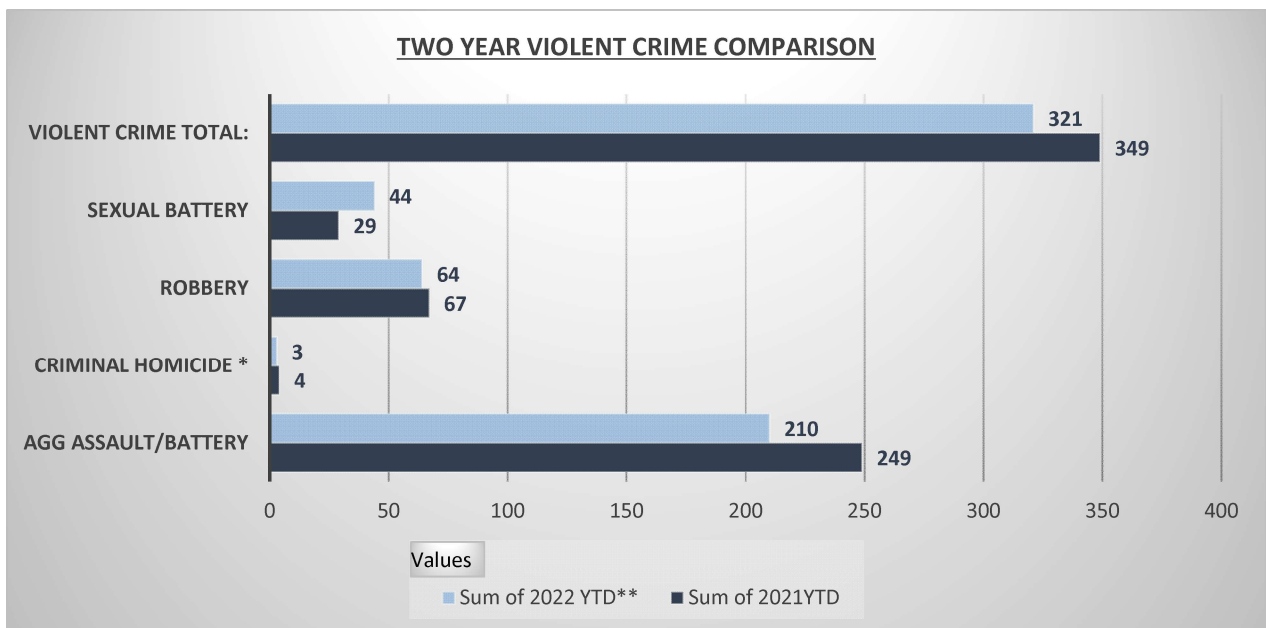
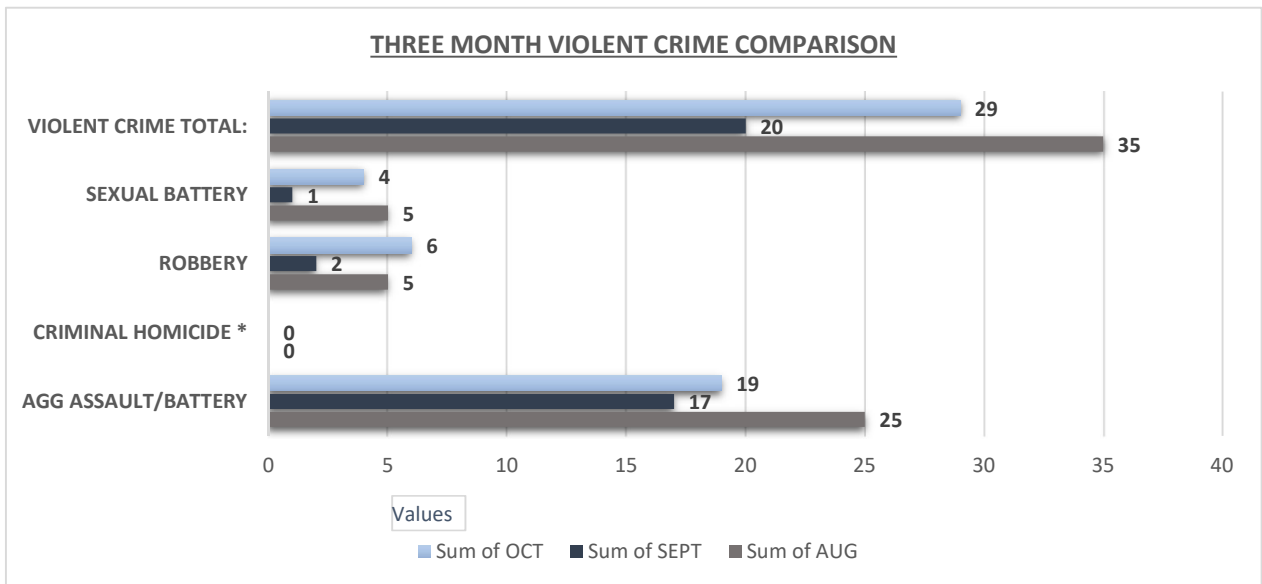
*Criminal Homicide does not include Vehicular Homicide as per NIBRS definition.

**Totals for Index Crime in 2021 & 2022 may not be comparable due to the change from UCR to NIBRS Reporting.

	AUG	SEPT	OCT	% CHANGE / LAST MONTH	2021YTD	2022 YTD
ARRESTS	112	149	130	-13%	1239	1198
DRUG OFFENSES	14	37	26	-30%	146	217
CITATIONS - MOVING	365	232	319	38%	3204	3416
CITATIONS - NON MOVING	307	167	168	1%	2287	2359
TRAFFIC ACCIDENTS	247	240	259	8%	2331	2507

CALLS FOR SERVICE	6987	6528	7502	15%	60950	68302
--------------------------	-------------	-------------	-------------	------------	--------------	--------------





CALLS FOR SERVICE 3 YEAR COMPARISON

