

**BOYNTON BEACH POLICE DEPARTMENT**  
**MONTHLY CRIME REPORT - JANUARY 2023**



OFFENSE	NOV	DEC	JAN	% CHANGE / LAST MONTH	2022 YTD	2023 YTD	% CHANGE / LAST YEAR
CRIMINAL HOMICIDE *	0	0	0	0%	1	0	-100%
SEXUAL BATTERY	1	4	1	-75%	2	1	-50%
ROBBERY	6	6	4	-33%	6	4	-50%
AGG ASSAULT/BATTERY	35	31	19	-39%	12	19	37%
<b>VIOLENT CRIME TOTAL:</b>	<b>42</b>	<b>41</b>	<b>24</b>	<b>-41%</b>	<b>21</b>	<b>24</b>	<b>14%</b>

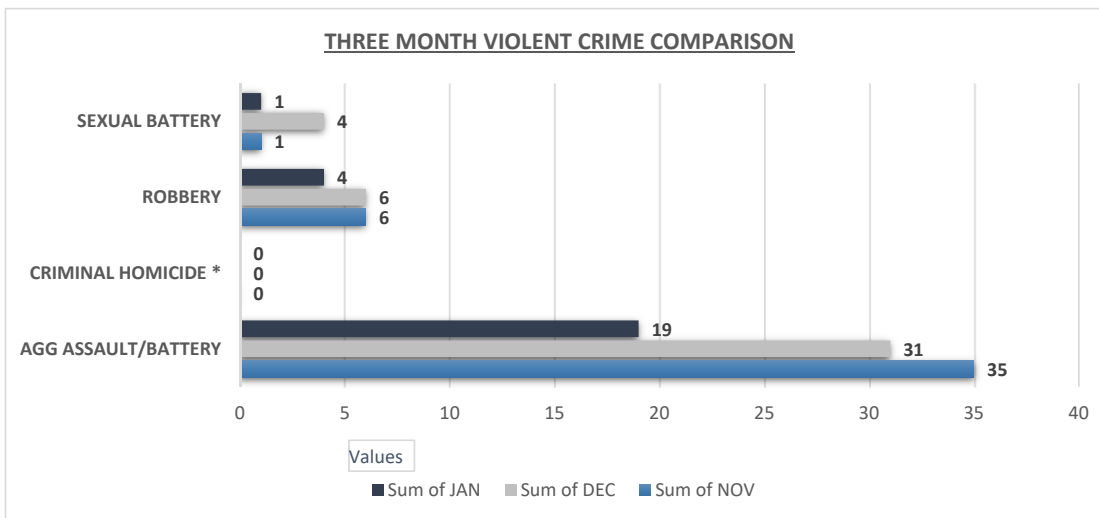
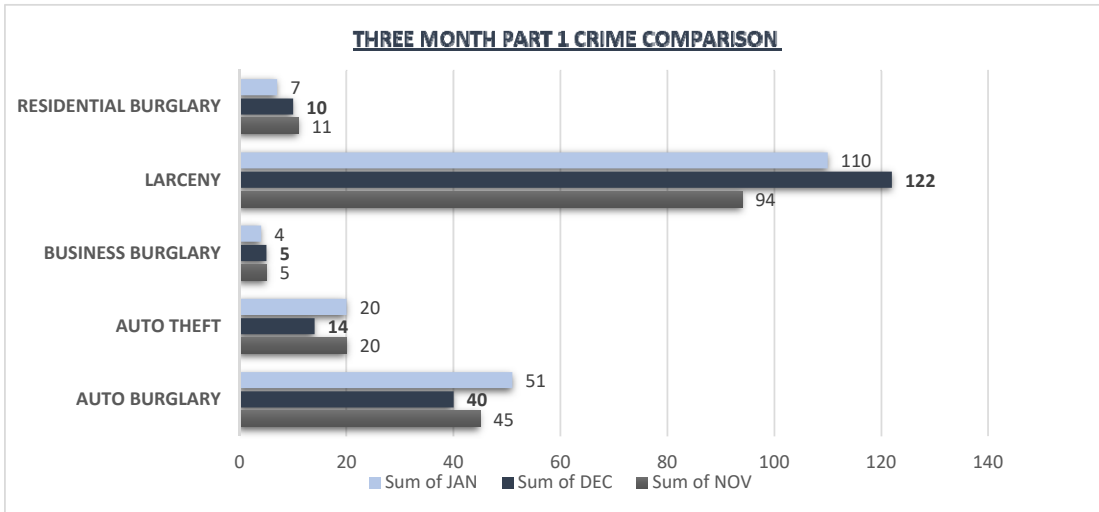
OFFENSE	NOV	DEC	JAN	% CHANGE / LAST MONTH	2022 YTD	2023 YTD	% CHANGE / LAST YEAR
RESIDENTIAL BURGLARY	11	10	7	-30%	7	7	0%
BUSINESS BURGLARY	5	5	4	-20%	0	4	400%
AUTO BURGLARY	45	40	51	<b>28%</b>	24	51	113%
AUTO THEFT	20	14	20	<b>43%</b>	8	20	150%
LARCENY	94	122	110	-10%	94	110	17%
<b>NON-VIOLENT CRIME TOTAL:</b>	<b>175</b>	<b>191</b>	<b>192</b>	<b>1%</b>	<b>133</b>	<b>192</b>	<b>44%</b>

<b>INDEX CRIME TOTAL</b>	<b>217</b>	<b>232</b>	<b>216</b>	<b>-7%</b>	<b>154</b>	<b>216</b>	<b>40%</b>
--------------------------	------------	------------	------------	------------	------------	------------	------------

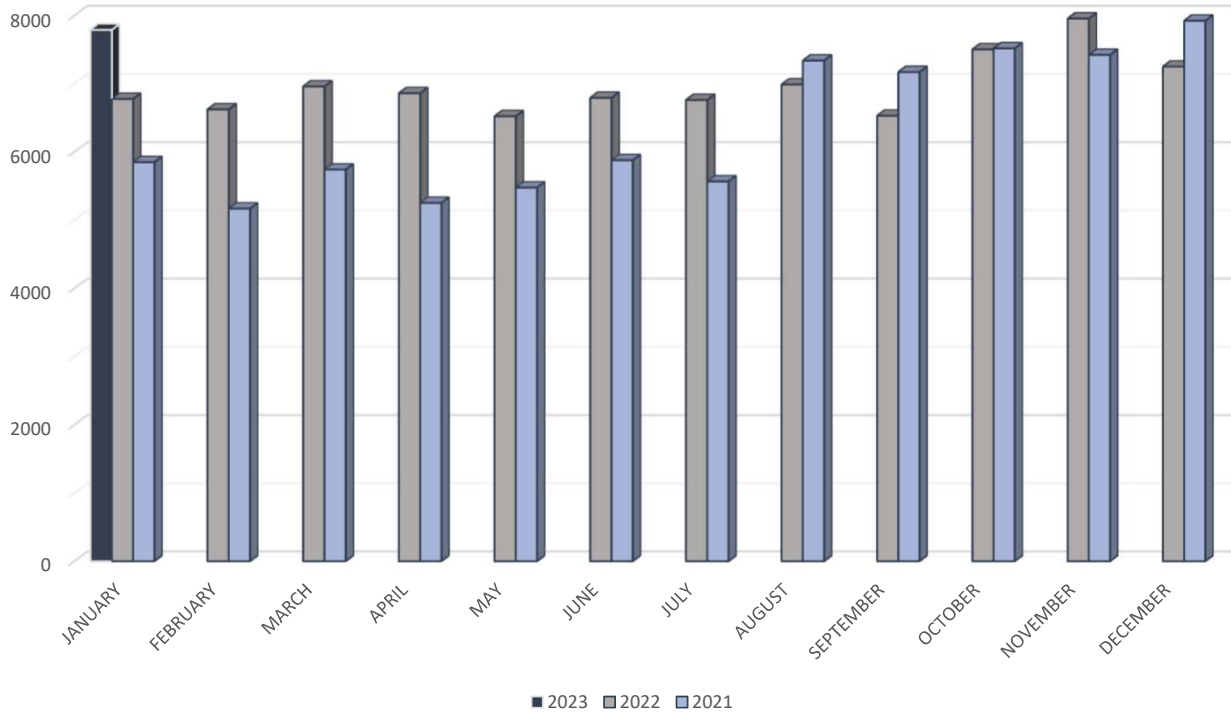
\*Criminal Homicide does not include Vehicular Homicide as per NIBRS definition.

	NOV	DEC	JAN	% CHANGE / LAST MONTH	2022 YTD	2023 YTD	% CHANGE / LAST YEAR
ARRESTS	133	115	152	32%	103	152	48%
DRUG OFFENSES	19	16	27	<b>69%</b>	13	27	108%
CITATIONS - MOVING	258	183	340	<b>86%</b>	348	340	-2%
CITATIONS - NON MOVING	221	182	199	9%	229	199	-13%
TRAFFIC ACCIDENTS	256	288	267	-7%	295	267	-9%

<b>CALLS FOR SERVICE</b>	<b>7953</b>	<b>7249</b>	<b>7787</b>	<b>7%</b>	<b>6776</b>	<b>7787</b>	<b>15%</b>
--------------------------	-------------	-------------	-------------	-----------	-------------	-------------	------------



### CALLS FOR SERVICE 3 YEAR COMPARISON



**JANUARY 2023**

