

**BOYNTON BEACH POLICE DEPARTMENT**  
**MONTHLY CRIME REPORT - APRIL 2023**



OFFENSE	FEB	MAR	APR	% CHANGE / LAST MONTH	2022 YTD	2023 YTD	% CHANGE / LAST YEAR
CRIMINAL HOMICIDE *	0	0	0	0%	1	0	-100%
SEXUAL BATTERY	7	4	3	-25%	22	16	-27%
ROBBERY	6	6	7	17%	30	24	-25%
AGG ASSAULT/BATTERY	32	23	25	9%	74	114	35%
<b>VIOLENT CRIME TOTAL:</b>	<b>45</b>	<b>33</b>	<b>35</b>	<b>6%</b>	<b>127</b>	<b>154</b>	<b>21%</b>

OFFENSE	FEB	MAR	APR	% CHANGE / LAST MONTH	2022 YTD	2023 YTD	% CHANGE / LAST YEAR
RESIDENTIAL BURGLARY	6	11	10	-9%	37	34	-8%
BUSINESS BURGLARY	1	5	4	-20%	5	14	400%
AUTO BURGLARY	30	46	42	-9%	97	169	74%
AUTO THEFT	21	22	22	0%	72	85	18%
LARCENY	120	127	128	1%	369	485	31%
<b>NON-VIOLENT CRIME TOTAL:</b>	<b>178</b>	<b>211</b>	<b>206</b>	<b>-2%</b>	<b>580</b>	<b>787</b>	<b>36%</b>

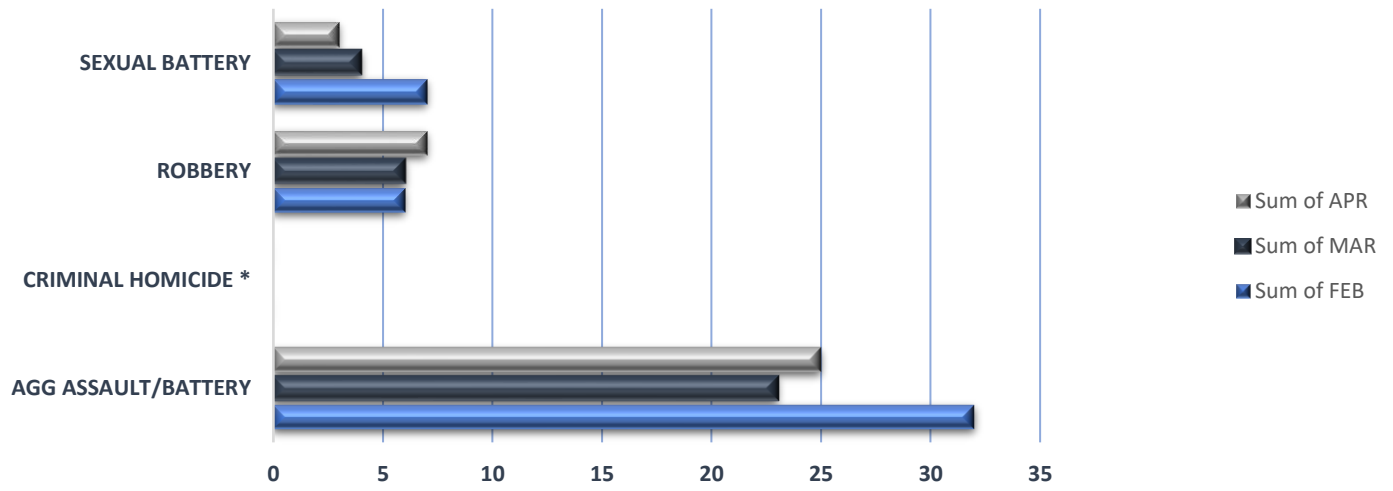
<b>INDEX CRIME TOTAL</b>	<b>223</b>	<b>244</b>	<b>241</b>	<b>-1%</b>	<b>707</b>	<b>941</b>	<b>33%</b>
--------------------------	------------	------------	------------	------------	------------	------------	------------

\*Criminal Homicide does not include Vehicular Homicide as per NIBRS definition.

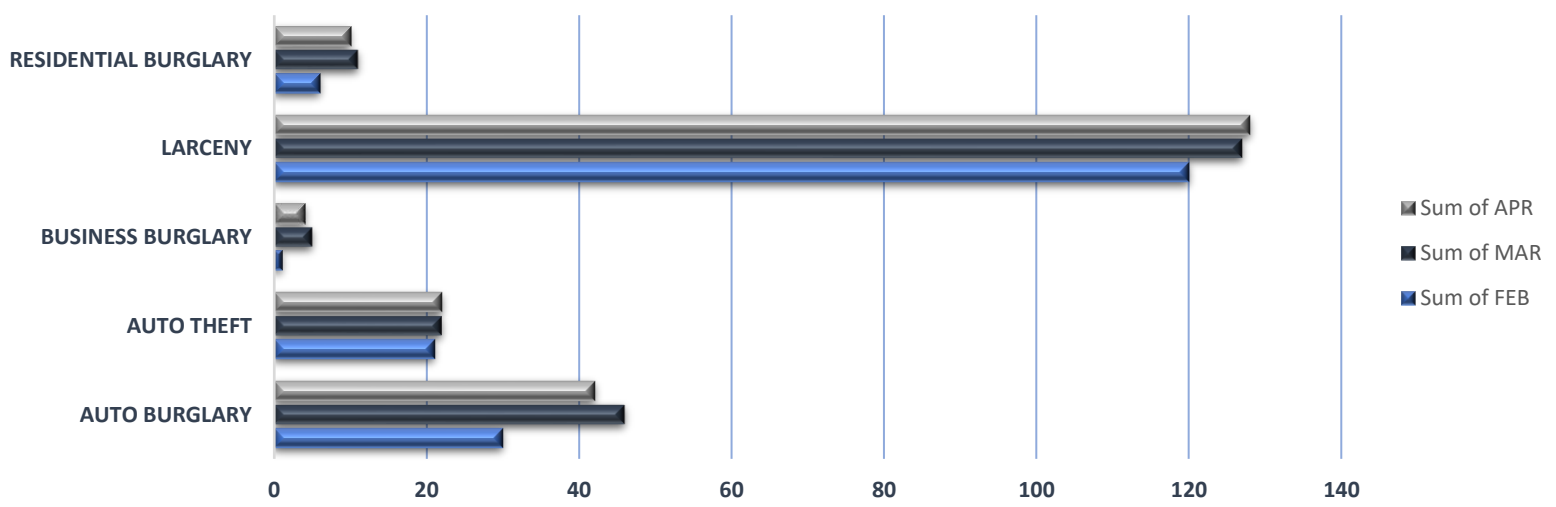
	FEB	MAR	APR	% CHANGE / LAST MONTH	2022 YTD	2023 YTD	% CHANGE / LAST YEAR
ARRESTS	157	160	148	-8%	372	617	66%
DRUG OFFENSES	19	24	34	<b>42%</b>	86	104	21%
CITATIONS - MOVING	343	299	294	-2%	1447	1276	-12%
CITATIONS - NON MOVING	257	197	253	<b>28%</b>	1003	906	-10%
TRAFFIC ACCIDENTS	273	302	277	-8%	1016	1119	10%

<b>CALLS FOR SERVICE</b>	<b>7890</b>	<b>8766</b>	<b>9113</b>	<b>4%</b>	<b>27214</b>	<b>33556</b>	<b>23%</b>
--------------------------	-------------	-------------	-------------	-----------	--------------	--------------	------------

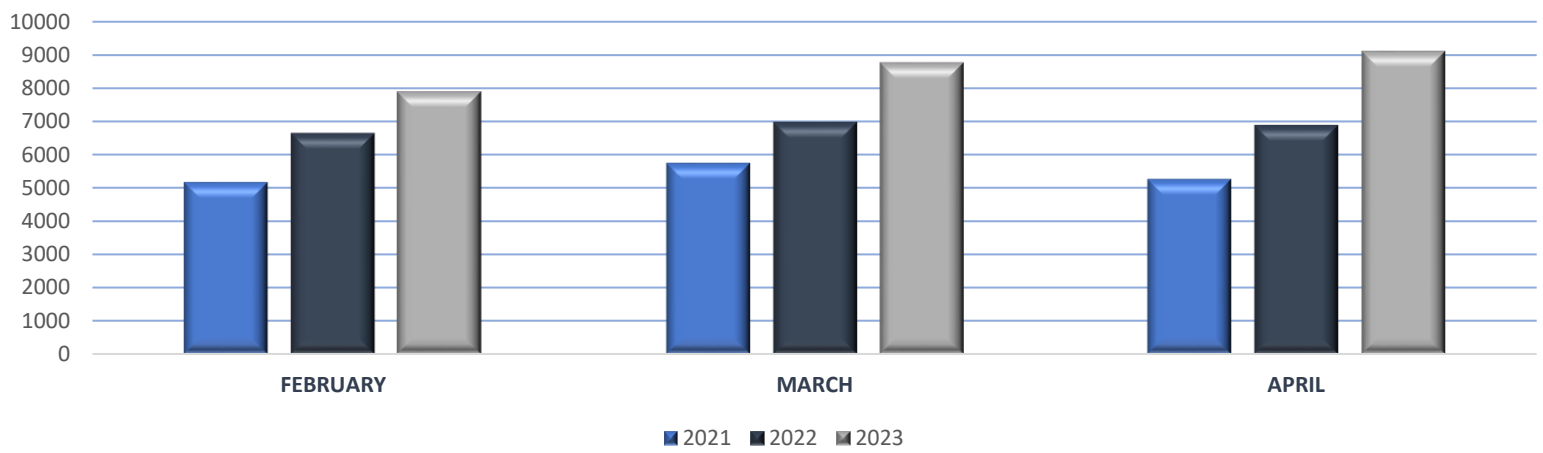
### 3 MONTH VIOLENT CRIME



### 3 MONTH NON-VIOLENT CRIME



### 3 MONTH/3 YEAR CALLS FOR SERVICE



### PART 1 CRIMES MAY 2023

