

BOYNTON BEACH POLICE DEPARTMENT
MONTHLY CRIME REPORT - SEPTEMBER 2022



OFFENSE	JULY	AUG	SEPT	% CHANGE / LAST MONTH	2021YTD	2022 YTD**
CRIMINAL HOMICIDE *	1	0	0	0%	3	3
SEXUAL BATTERY	2	5	1	-80%	24	40
ROBBERY	4	5	2	-60%	53	58
AGG ASSAULT/BATTERY	26	25	17	-32%	226	191
VIOLENT CRIME TOTAL:	33	35	20	-43%	306	292

OFFENSE	JULY	AUG	SEPT	% CHANGE / LAST MONTH	2021YTD	2022 YTD**
RESIDENTIAL BURGLARY	12	7	6	-14%	64	78
BUSINESS BURGLARY	3	2	2	0%	29	20
AUTO BURGLARY	36	51	35	-31%	259	269
AUTO THEFT	19	26	26	0%	121	168
LARCENY	92	100	129	29%	689	905
NON-VIOLENT CRIME TOTAL:	162	186	198	6%	1162	1440

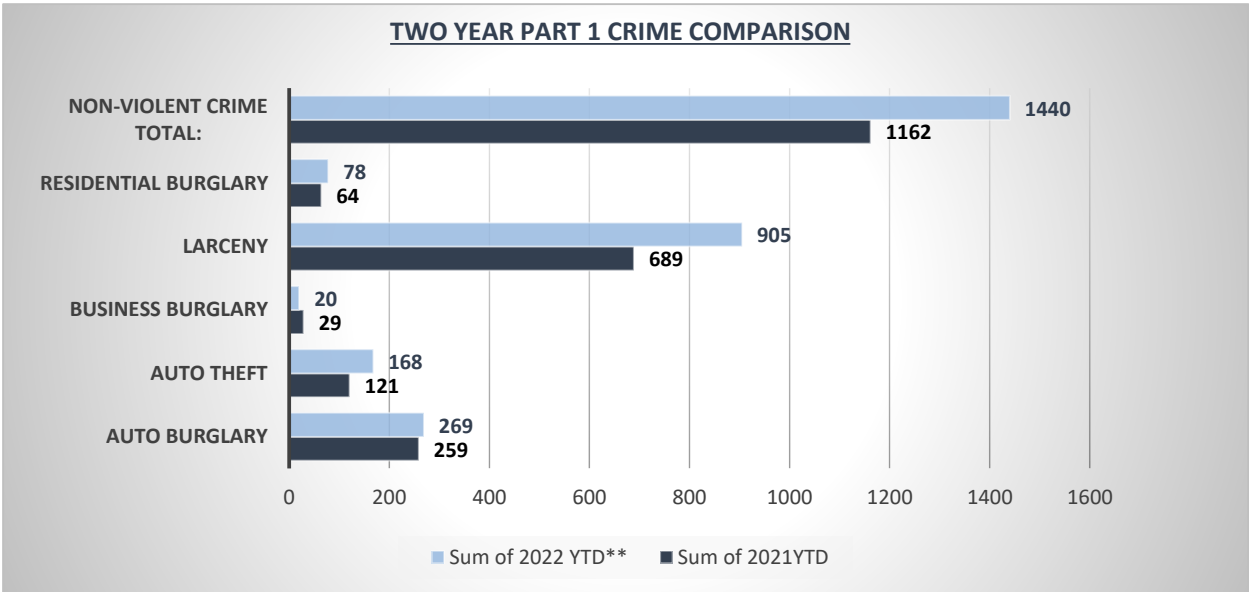
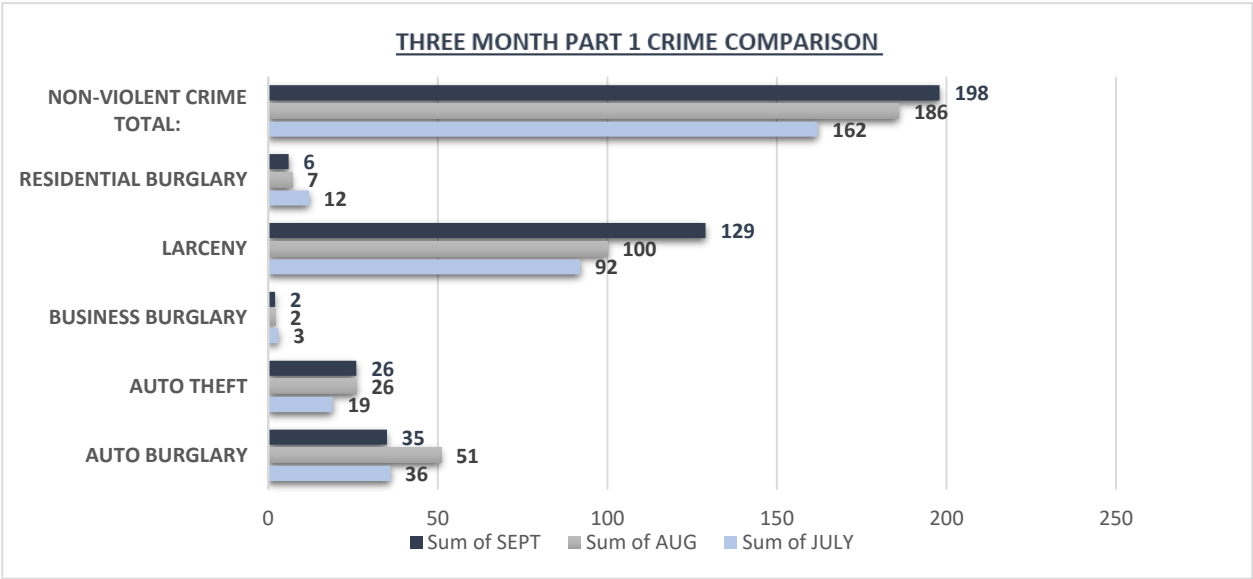
INDEX CRIME TOTAL	195	221	218	-1%	1468	1732
--------------------------	------------	------------	------------	------------	-------------	-------------

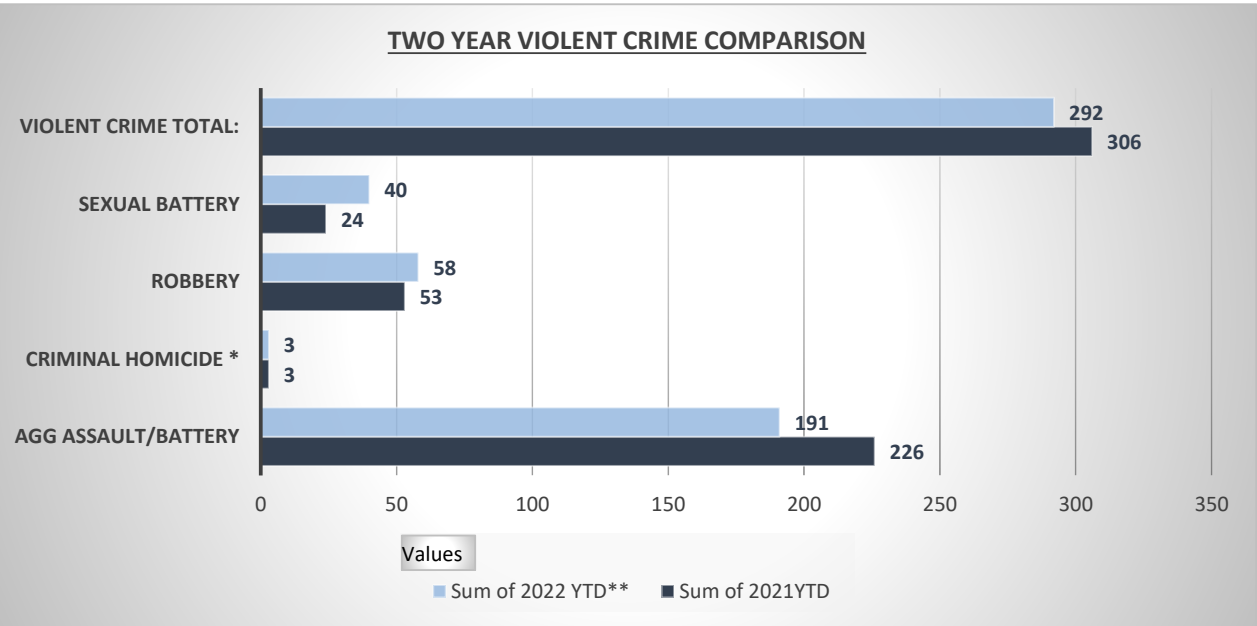
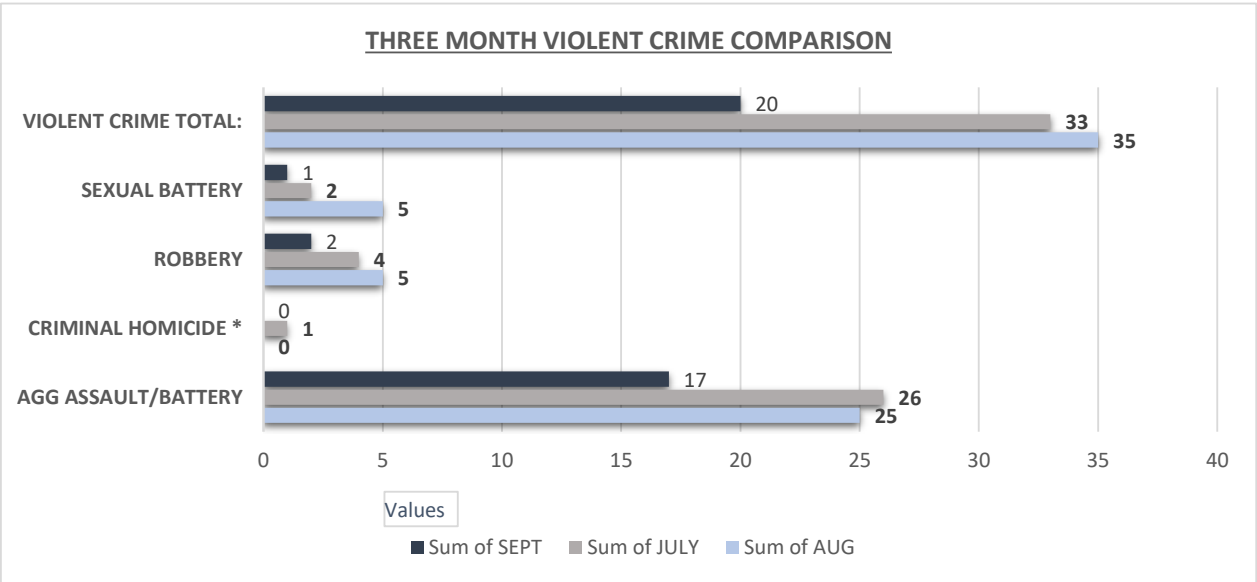
*Criminal Homicide does not include Vehicular Homicide as per NIBRS definition.

**Totals for Index Crime in 2021 & 2022 may not be comparable due to the change from UCR to NIBRS Reporting.

	JULY	AUG	SEPT	% CHANGE / LAST MONTH	2021YTD	2022 YTD
ARRESTS	100	112	149	33%	1118	938
DRUG OFFENSES	17	14	37	164%	124	191
CITATIONS - MOVING	311	365	232	-36%	2973	3097
CITATIONS - NON MOVING	255	307	167	-46%	2189	2191
TRAFFIC ACCIDENTS	204	247	240	-3%	2066	2248

CALLS FOR SERVICE	6759	6987	6528	-7%	53434	60800
--------------------------	-------------	-------------	-------------	------------	--------------	--------------





CALLS FOR SERVICE 3 YEAR COMPARISON

