

BOYNTON BEACH POLICE DEPARTMENT
MONTHLY CRIME REPORT - DECEMBER 2022



OFFENSE	OCT	NOV	DEC	% CHANGE / LAST MONTH	2021YTD	2022 YTD**
CRIMINAL HOMICIDE *	0	0	0	0%	6	3
SEXUAL BATTERY	4	1	4	300%	39	49
ROBBERY	6	6	6	0%	82	76
AGG ASSAULT/BATTERY	19	35	31	-11%	292	276
VIOLENT CRIME TOTAL:	29	42	41	-2%	419	404

OFFENSE	OCT	NOV	DEC	% CHANGE / LAST MONTH	2021YTD	2022 YTD**
RESIDENTIAL BURGLARY	14	11	10	-9%	87	113
BUSINESS BURGLARY	3	5	5	0%	42	33
AUTO BURGLARY	32	45	40	-11%	382	386
AUTO THEFT	21	20	14	-30%	195	223
LARCENY	103	94	122	30%	995	1224
NON-VIOLENT CRIME TOTAL:	173	175	191	9%	1701	1979

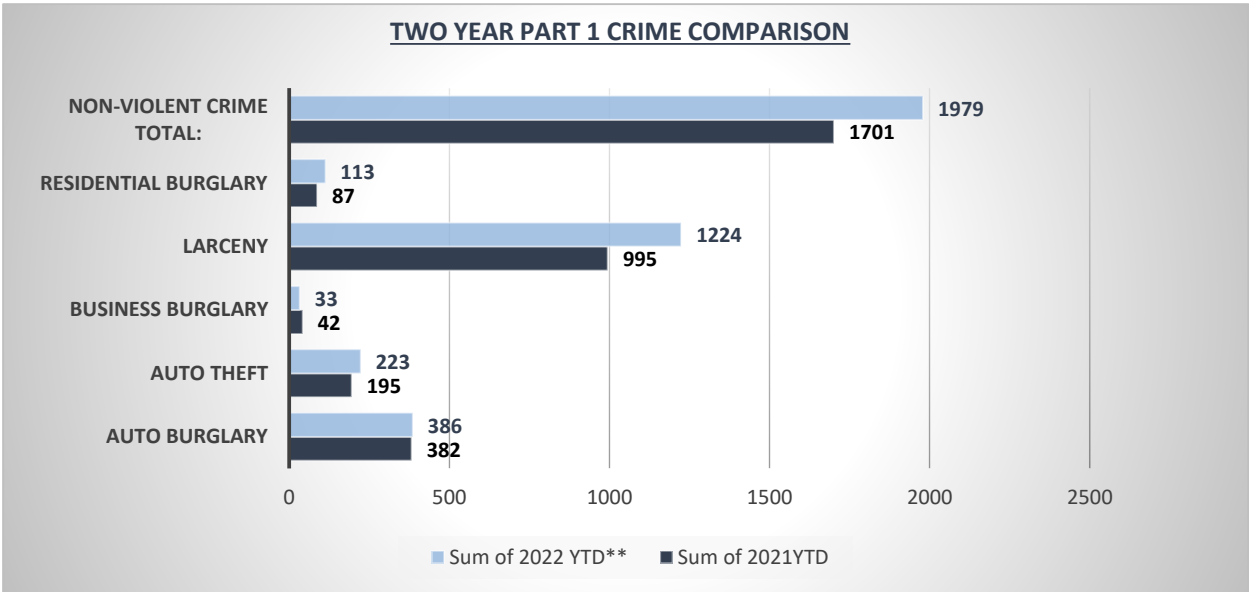
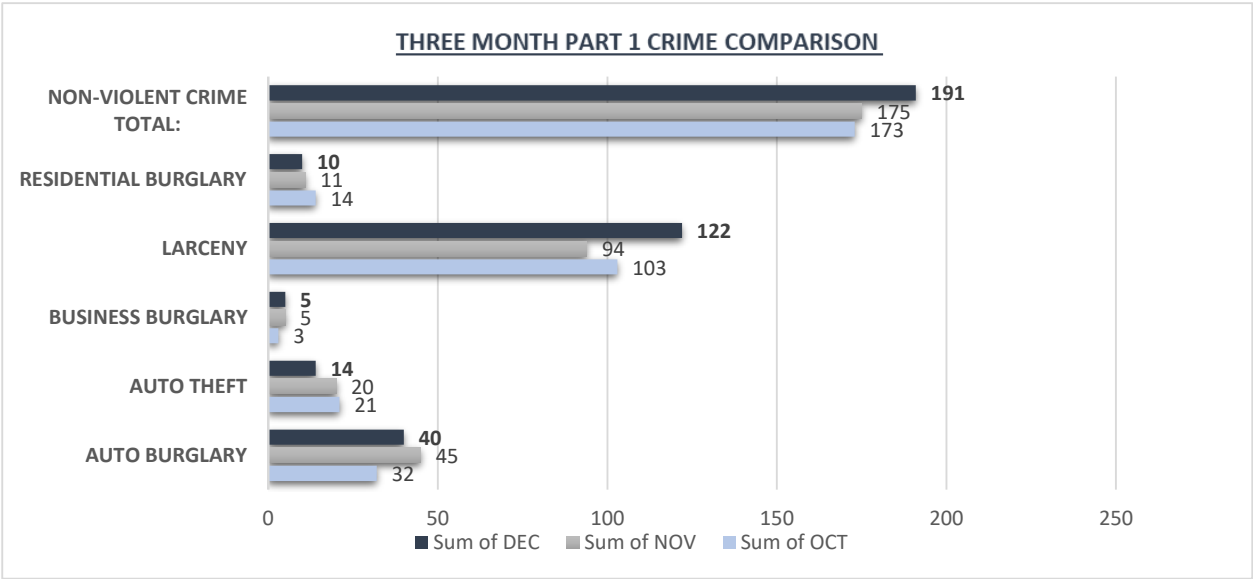
INDEX CRIME TOTAL	202	217	232	7%	2120	2383
--------------------------	------------	------------	------------	-----------	-------------	-------------

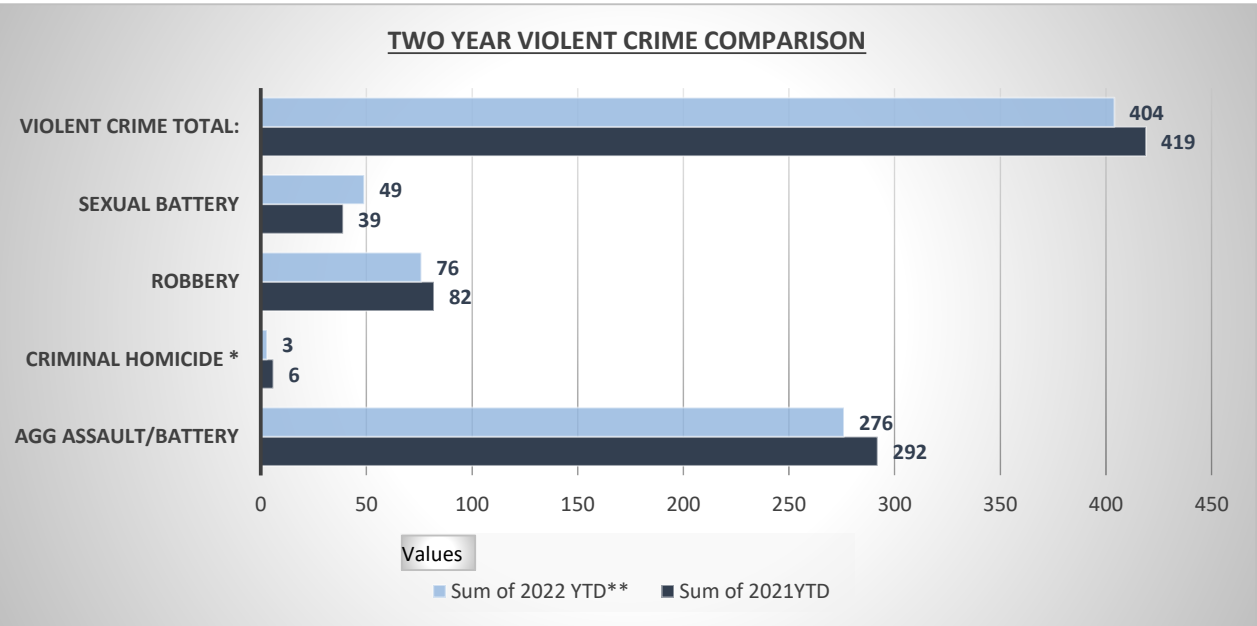
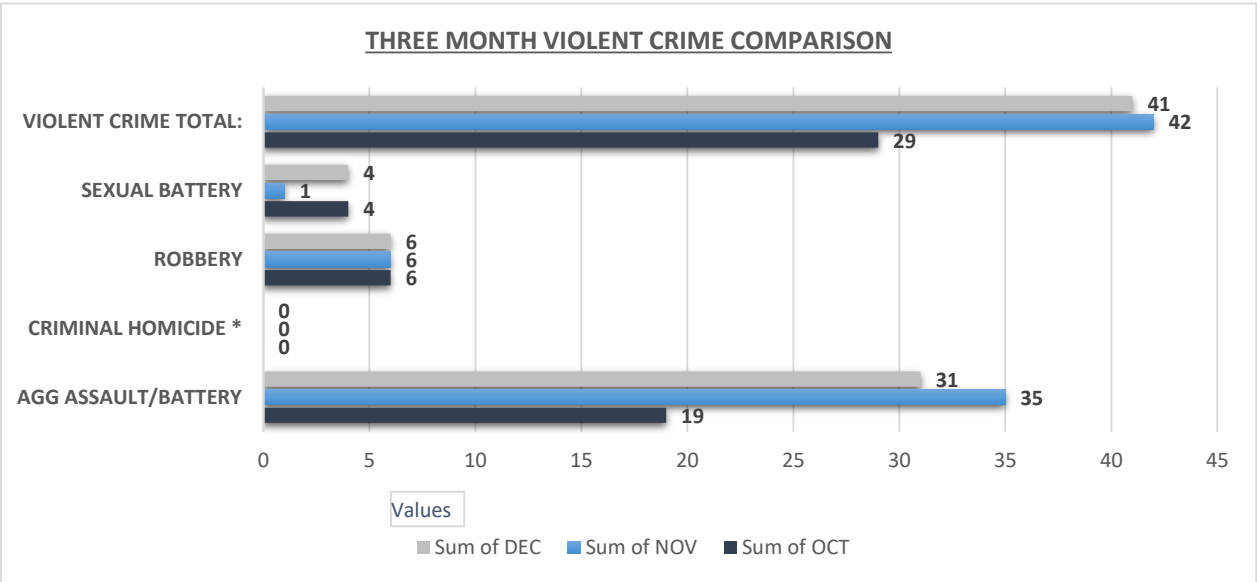
*Criminal Homicide does not include Vehicular Homicide as per NIBRS definition.

**Totals for Index Crime in 2021 & 2022 may not be comparable due to the change from UCR to NIBRS Reporting.

	OCT	NOV	DEC	% CHANGE / LAST MONTH	2021YTD	2022 YTD
ARRESTS	130	133	115	-14%	1420	1446
DRUG OFFENSES	26	19	16	-16%	185	252
CITATIONS - MOVING	319	258	183	-29%	3739	3857
CITATIONS - NON MOVING	168	221	182	-18%	2676	2762
TRAFFIC ACCIDENTS	259	256	288	13%	2856	3051

CALLS FOR SERVICE	7502	7953	7249	-9%	76292	83504
--------------------------	-------------	-------------	-------------	------------	--------------	--------------





CALLS FOR SERVICE 3 YEAR COMPARISON

