

BOYNTON BEACH POLICE DEPARTMENT
MONTHLY CRIME REPORT - MAY 2023



OFFENSE	MAR	APR	MAY	% CHANGE / LAST MONTH	2022 YTD	2023 YTD	% CHANGE / LAST YEAR
CRIMINAL HOMICIDE *	0	0	0	0%	1	0	-100%
SEXUAL BATTERY	4	3	1	-67%	31	17	-45%
ROBBERY	6	7	3	-57%	36	27	-33%
AGG ASSAULT/BATTERY	23	25	22	-12%	96	136	29%
VIOLENT CRIME TOTAL:	33	35	26	-26%	164	180	10%

OFFENSE	MAR	APR	MAY	% CHANGE / LAST MONTH	2022 YTD	2023 YTD	% CHANGE / LAST YEAR
RESIDENTIAL BURGLARY	11	10	5	-50%	46	39	-15%
BUSINESS BURGLARY	5	4	1	-75%	10	15	50%
AUTO BURGLARY	46	42	26	-38%	122	195	60%
AUTO THEFT	22	22	8	-64%	88	93	6%
LARCENY	127	128	125	-2%	470	610	30%
NON-VIOLENT CRIME TOTAL:	211	206	165	-20%	736	952	29%

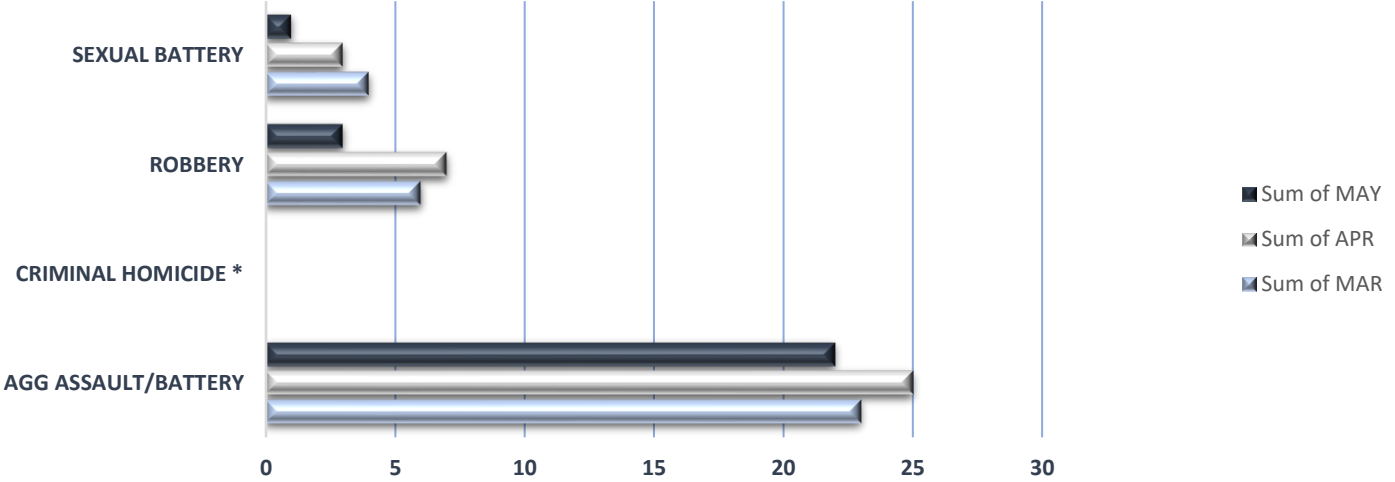
INDEX CRIME TOTAL	244	241	191	-21%	900	1132	26%
--------------------------	------------	------------	------------	-------------	------------	-------------	------------

*Criminal Homicide does not include Vehicular Homicide as per NIBRS definition.

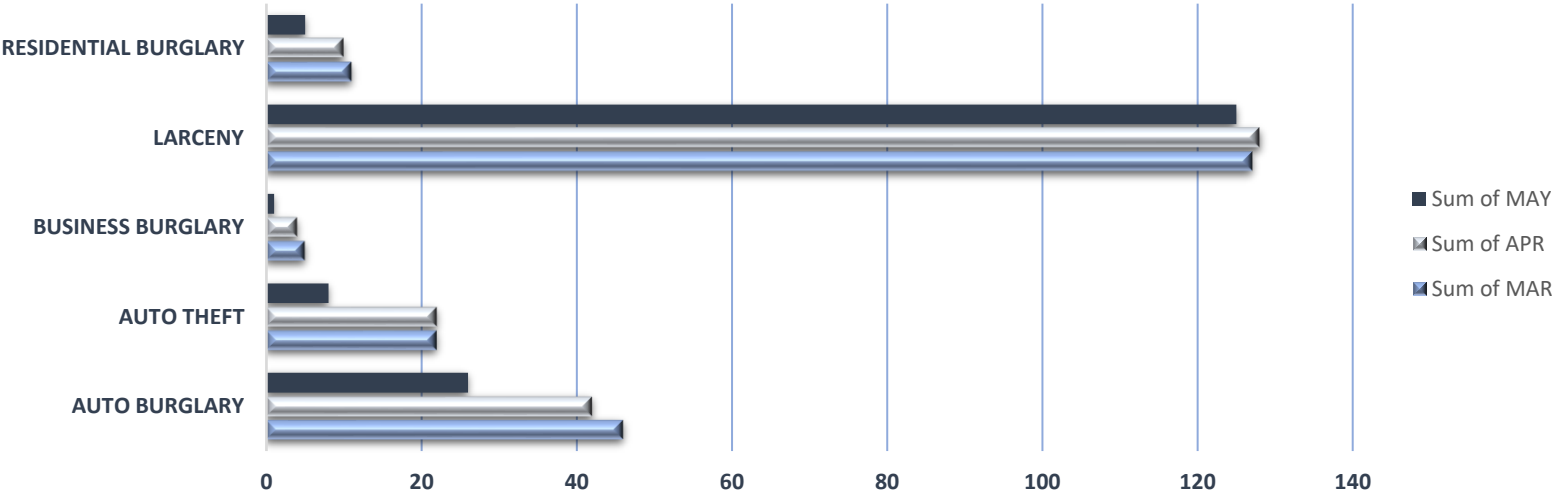
	MAR	APR	MAY	% CHANGE / LAST MONTH	2022 YTD	2023 YTD	% CHANGE / LAST YEAR
ARRESTS	160	148	163	10%	529	780	47%
DRUG OFFENSES	24	34	30	-12%	103	134	30%
CITATIONS - MOVING	299	294	444	51%	1670	1720	3%
CITATIONS - NON MOVING	197	253	336	33%	1069	1242	16%
TRAFFIC ACCIDENTS	302	277	252	-9%	1183	1371	16%

CALLS FOR SERVICE	8766	9113	9380	3%	33735	42936	27%
--------------------------	-------------	-------------	-------------	-----------	--------------	--------------	------------

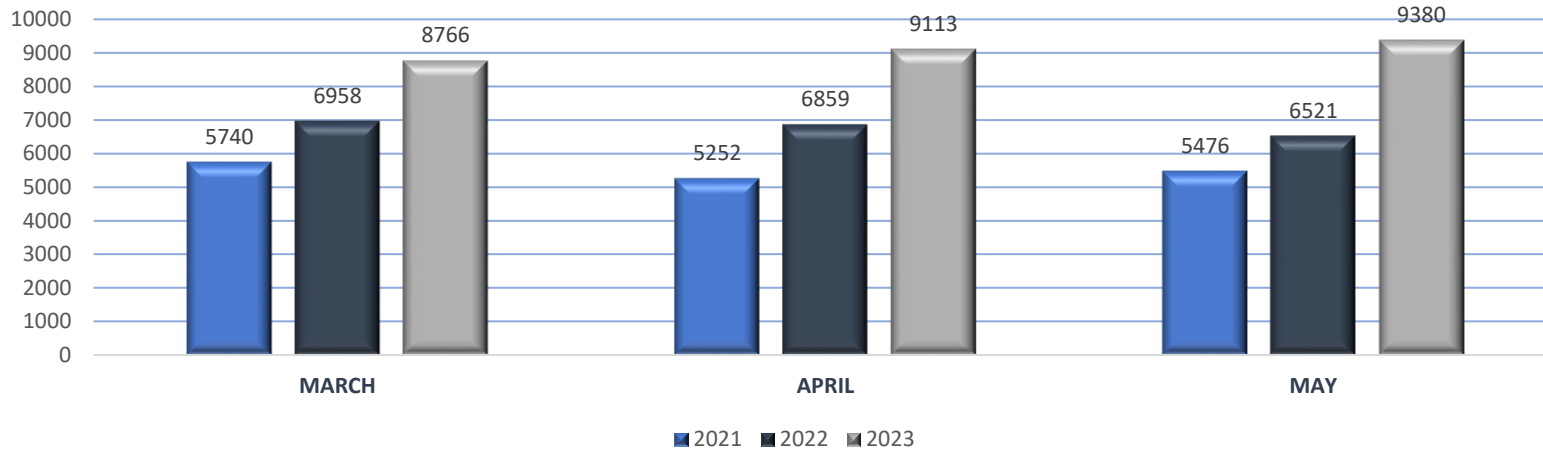
3 MONTH VIOLENT CRIME



3 MONTH NON-VIOLENT CRIME



3 MONTH/3 YEAR CALLS FOR SERVICE



CALLS FOR SERVICE	2022	2023	CHANGE
TRAFFIC STOP	2764	4968	80%
911 HANG UP	2022	2023	0%
EXTRA PATROL	3403	8117	139%

PART 1 CRIMES MAY 2023

